

Welcome to Ferry Meadows Country Park

Ferry Meadows was created as part of the expansion of Peterborough and opened in 1978, forming the focal point of the larger Nene Park which stretches 6 miles along the valley of the river Nene to the west of Peterborough.

Fishing at Ferry Meadows

Ferry Meadows has been recognised as one of the best fishing waters in the East Midlands and East Anglia and is popular with anglers from all over the country. The Fishing concession on the river and lakes in the Park is operated by the Peterborough and District Angling Association (PDAA) for further information please contact the number below.

The two main lakes Gunwade and Overton are connected to the river Nene and contain a wide range of fish species including Carp, Tench, Chub, Bream, Roach, Rudd, Perch, Pike and Zander.

To fish these waters you will need a rod licence, available from Post Offices and local fishing tackle shops and a day ticket which is available from the (PDAA) Bailiff on the bank.

On Arrival

Please park your car in one of the two designated car parks. There is a charge for car parking at weekends and Bank holidays between 10.00 am and 5.00 pm from Easter or 1 April to October. The road leading to the Watersports Centre is locked at night and opens at 7.00 am (9.00 am in the winter) and the closing time is displayed on the notice board by the barrier at the start of the road. Alternative parking is available on the old A47 road on the approach to Milton Ferry Bridge, this provides better access to the river and the north bank of Gunwade Lake, please park in the bays provided.

Before setting up it is advisable to look at the fishing information boards (marked **i** on the map overleaf) to find out which pegs have been booked for matches for that day. Fishing is limited to Gunwade and Overton Lakes and the river. There is no fishing allowed in the smaller Lynch Lake.

There is no need to report to anybody, just set yourself up at any of the available pegs and the P.D.A.A Bailiff will visit you on the bank. Please remember you must fish from a peg

Contact Us

For more information about Ferry Meadows and Nene Park and for general enquiries please contact:


Nene Park Trust, Ham Farm House, Ham Lane
Peterborough, PE2 5UU

Tel: 01733 234193

Fax: 01733 361342

E-mail: visitor.services@neneparktrust.org.uk

Disabled Anglers

 There are fishing stands for disabled anglers situated to the east of the Watersports Centre (marked on the map). Vehicles must be parked in the car park. Wheelchairs and electric scooters are available at the Visitor Centre free of charge. If you would like to borrow one it is advisable to phone in advance. Tel (01733) 234193

Season Dates

A closed season operates on most of the waters in the Park and runs from 15 March 15 June inclusive. However Pegs 64-100 on Gunwade Lake and 1 - 15 on Overton are open all year.

Charges

Day tickets are available from the P.D.A.A Bailiff on the bank. Please telephone the P.D.A.A secretary for current charges.

Rules

- 1 - Park only in the car parks
- 2 - No night fishing is allowed - from 30 minutes after sunset to 30 minutes before sunrise
- 3 - No camping or fires
- 4 - No lead is allowed in these waters
- 5 - No Live baiting
- 6 - Leave no litter and don't discarded line or tackle
- 7 - Do not remove any bank protection

Useful Contacts

P'boro & District Angling Assoc (www.peterboroughdaa.yuku.com)	01733 897553
Head Bailiff, Jon Means	01733 380768
Secretary, L. Horsman	01733 575606
Match bookings, Pete Garrod	01733 810610
Environment Agency Enforcement Officer	01733 371811

Local Fishing Tackle and Bait Shops

Wades Fishing Tackle, 247 High Street, Old Fletton
(www.fishingeast.co.uk) 01733 565159


Sheltons of P'boro, 67a South Street, Stanground
(www.sheltonsfishing.co.uk) 01733 565287

Fishersmate, 130 Belsize Ave, Woodston,
(www.fishersmate.co.uk) 01733 314868

Webb's Fishing Tackle. 196 Newark Avenue,
01733 566466

Ferry Meadows Country Park

Fishing Information



www.neneparktrust.org.uk

Tel: 01733 234193

Ferry Meadows Fishing peg map

Key

	Fishing
	Fishing Stands for Disabled
	Fishing information Board
	No Fishing
	Fishing season only
	All year Fishing

Woodlands & Tree Belts

Footpaths

Horse Routes

Nene Valley Railway

Miniature Railway

Car Park

Coach Park

WC

Public telephone

Cafe

Watersports

Cycle Hire

Weather Shelter

Rowing Boat Hire

Cruiser Moorings (24 hour)

Caravan Club Site

Group Campsite

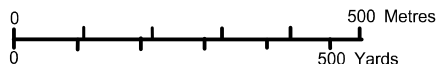
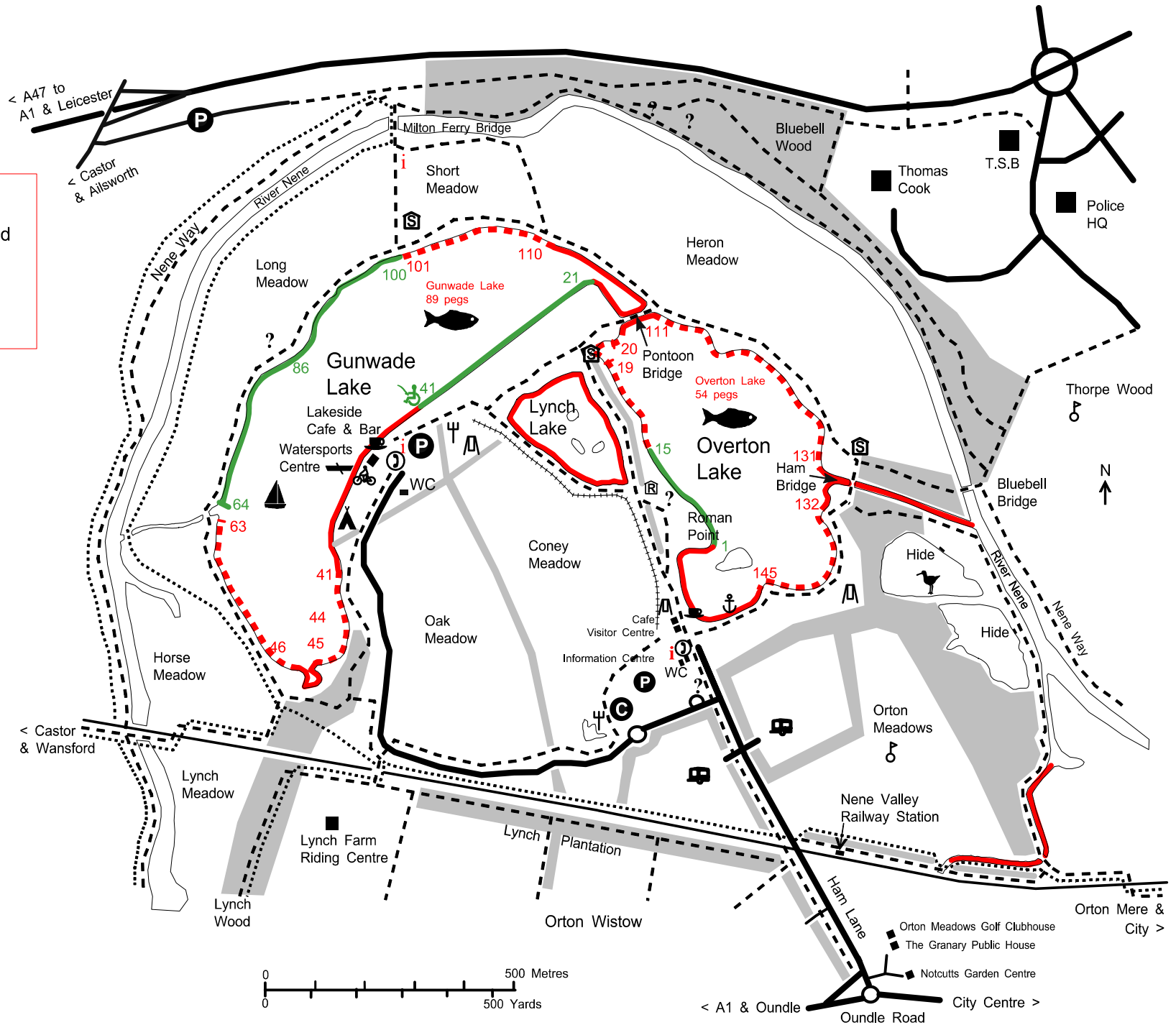
Children's Play Areas

Nature Reserve

Barbecue Area

Golf Course

Sculpture



< A1 & Oundle Oundle Road City Centre >